


GEIGER


Ansley™ Chair

MATERIALS


Solid Beech, Solid Maple Chair Wood Finish




Toasted Walnut
662, 962




Charred Walnut
663, 963




Bronzed Walnut
664, 964



Smoked Walnut
665, 965



Coffee Walnut
666, 966



Smoked Paldao
667, 967




Figured Sycamore
668, 968



Warm Paldao
669, 969




RecoGrain Wenge
66G, 69G
96G, 99G



RecoGrain
Rosewood
68R, 69R, 98R, 99R



RecoGrain Teak
69T, 99T



RecoGrain Walnut
66W, 68W, 69W,
96W, 98W, 99W




White Ash
6A1, 9A1




Burnt Oak
6K6, 9K6




Champagne Maple
911




Sundance Cherry on
Maple
940




Natural Beech
941



Caramel Cherry
943




Cocoa Cherry
946




Cocoa Sapele
956




Ebony Ash
998




Aged Cherry
ED




Medium Red Walnut
EK




Clear on Ash
6ET, ET




Oak on Ash
6EU, EU




Walnut on Ash
6EV, EV




Light Brown Walnut
G2U



Dark Brown Walnut
G40



Natural Walnut
GOU



Walnut on Cherry
UX