


GEIGER


Crosshatch® Side Chair

MATERIALS


Solid Ash,
Solid Walnut Chair
Wood Finish




Toasted Walnut
662, 962




Charred Walnut
663, 963




Bronzed Walnut
664, 964




Smoked Walnut
665, 965




Coffee Walnut
666, 966




Smoked Paldao
667, 967



Warm Paldao
669, 969




Chocolate Ash
677, 977



RecoGrain Frosty
Ash
66A, 69A, 96A, 99A




RecoGrain Wenge
66G, 69G
96G, 99G



RecoGrain
Rosewood
68R, 69R, 98R, 99R



RecoGrain Teak
69T, 99T




RecoGrain Walnut
66W, 68W, 69W,
96W, 98W, 99W




White Ash
6A1, 9A1




Rift Oak
6K1, 9K1



Burnt Oak
6K6, 9K6




Sundance Cherry on
Maple
940




Sundance Walnut
972




Caramel Cherry
943



Cocoa Cherry
946




Cocoa Sapele
956




Champagne Ash
991




Ebony Ash
998




Aged Cherry
ED




Medium Red Walnut
EK




Clear on Ash
6ET, ET




Oak on Ash
6EU, EU




Walnut on Ash
6EV, EV




Light Brown Walnut
G2U



Dark Brown Walnut
G40



Natural Walnut
GOU



Walnut on Cherry
UX