


# GEIGER


## Leeway™ Seating

### MATERIALS


#### Solid Ash, Solid Walnut Chair or Stool with Metal Frame Wood Finish




Toasted Walnut  
662, 962




Charred Walnut  
663, 963




Bronzed Walnut  
664, 964




Smoked Walnut  
665, 965




Coffee Walnut  
666, 966




Smoked Paldao  
667, 967



Warm Paldao  
669, 969




Chocolate Ash  
677, 977



RecoGrain Frosty  
Ash  
66A, 69A, 96A, 99A




RecoGrain Wenge  
66G, 69G  
96G, 99G



RecoGrain  
Rosewood  
68R, 69R, 98R, 99R



RecoGrain Teak  
69T, 99T




RecoGrain Walnut  
66W, 68W, 69W,  
96W, 98W, 99W




White Ash  
6A1, 9A1




Rift Oak  
6K1, 9K1



Burnt Oak  
6K6, 9K6




Sundance Cherry on  
Maple  
940




Sundance Walnut  
972




Caramel Cherry  
943



Cocoa Cherry  
946




Cocoa Sapele  
956




Champagne Ash  
991




Ebony Ash  
998




Aged Cherry  
ED




Medium Red Walnut  
EK




Clear on Ash  
6ET, ET




Oak on Ash  
6EU, EU




Walnut on Ash  
6EV, EV




Light Brown Walnut  
G2U



Dark Brown Walnut  
G40




Natural Walnut  
GOU



Walnut on Cherry  
UX

#### Tubular Steel Frame Metal Finish



Satin Chrome  
SAC



Black  
BK

#### Polyurethane Chair or Stool Seat and Back



Black  
BK