

GEIGER

Tuxedo Component Tables

MATERIALS

Ash or Walnut Top Wood Finish



Toasted Walnut
662, 962



Charred Walnut
663, 963



Bronzed Walnut
664, 964



Smoked Walnut
665, 965



Coffee Walnut
666, 966



Smoked Paldao
667, 967



Warm Paldao
669, 969



Chocolate Ash
677, 977



RecoGrain
Frosty Ash
66A, 69A, 96A, 99A



RecoGrain Wenge
66G, 69G
96G, 99G



RecoGrain
Rosewood
68R, 69R, 98R, 99R



RecoGrain Teak
69T, 99T




White Ash
6A1, 9A1



Clear on Ash
6ET, ET



Oak on Ash
6EU, EU



Walnut on Ash
6EV, EV



Rift Oak
6K1, 9K1



Burnt Oak
6K6, 9K6




Caramel Cherry
943




Sundance Cherry
on Maple
940



Sundance Walnut
972



Cocoa Cherry
946



Cocoa Sapele
956



Champagne Ash
991




Ebony Ash
998




Aged Cherry
ED




Medium Red Walnut
EK




Light Brown Walnut
G2U



Dark Brown Walnut
G40



Natural Walnut
GOU



Walnut on Cherry
UX


Metal Base Finish



Black
926



Arctic Silver
AS



White
WHT