

GEIGER

TEXTILES


Even

DESIGNED BY BASSAMFELLOWS

APPLICATION	Seating, Geiger Tackboards, Upholstered Walls
CONTENT	100% Polyester
FINISH	PFOA-Free Stain Resistant
BACKING	Acrylic
WIDTH	55"
REPEAT	None
ABRASION	100,000 Double Rubs, Wyzenbeek*
FLAMMABILITY	CA TB 117-2013; ASTM E84 Unadhered, Class A
WEIGHT	10.48 Oz Per Linear Yard
ORIGIN	United States
ENVIRONMENTAL	SCS Indoor Advantage™ Gold FR Chemical Free Prop 65 Chemical Free
MAINTENANCE	W/S – Clean with Water-Based Cleanser, or Mild, Dry Cleaning Solvent; Bleach Cleanable – Clean with 10:1 Water to Household Bleach
CUSTOM FINISHES	Alta; Alta Food & Beverage; Nanotex; Nanotex with Impermeable Barrier
PRICE GROUP	2
NET PRICE	\$26 Per Yard
NOTE	Bleach Cleanable




1DA01 Silver Ore




1DA02 Blue Gray




1DA06 Lapis




1DA04 Kale



1DA10 Black



1DA09 Smoke



1DA07 Poppy

*Abrasion test results exceeding ACT Performance Guidelines are not an indicator of product lifespan. Multiple factors affect fabric durability and appearance retention.



Maintenance Guideline - W/S, Bleach Cleanable

MAINTENANCE CODE

W/S – Clean with Water-Based Cleanser, or Mild, Dry Cleaning Solvent

Bleach Cleanable – Clean with 10:1 Water to Household Bleach

REGULAR MAINTENANCE

Vacuum regularly using the proper attachment to avoid pilling.

GENERAL RECOMMENDATIONS

Treat stains promptly. The longer a stain remains on the textile, the more difficult it will be to remove. A professional furniture cleaning service is recommended.

Always pre-test any cleaning method in an inconspicuous area.

Several light applications of a cleaning agent are less harmful than a single concentrated application. Repeat stain treatment several times if necessary.

Never use heat to clean textiles. Heat can set stains.

Do not oversaturate the textile or let water pool in seams.

STAIN TREATMENT

Soak up any excess moisture immediately.

For water-based stains, use a clean, soft, white cloth, a natural sponge, or a nylon soft-bristle brush with lukewarm, soapy water. Brush the stain with light, quick strokes. Avoid a scrubbing motion and work from the edge of the stain toward the center.

For oil-based stains, use a clean, soft, white cloth, a natural sponge, or a nylon, soft-bristle brush with a water-free dry cleaning solvent. Brush the stain with light, quick strokes. Avoid a scrubbing motion. Work from the edge of the stain toward the center.

For tougher oil-based stains, confirm the construction of your textile is bleach cleanable. If so, and additional stain treatment is needed, use a 10% solution of diluted household bleach. Thoroughly rinse with cool, clean water and completely remove all cleaning residue.

For insoluble stains (e.g. chewing gum, candle wax, etc.), use a plastic bag filled with ice to rub the stain until the substance becomes brittle. Use a clean, dull, flat knife to gently remove the substance. If the stain persists, blot the area with a clean, soft, white cloth or natural sponge and lukewarm soapy water.

If the stain persists, gently dab a pH-neutral cleanser, upholstery spot cleaner, or an equal mixture of water and enzyme detergent (e.g. laundry detergent) on the stain and let it sit for one minute.

Rinse stain treatment thoroughly with a natural sponge moistened slightly with cool, clean water and completely remove all cleaning solution residue as left over residue can attract soil over time.

Extra care should be taken when cleaning dark colors to avoid creating light marks that can be caused by color transfer.

Avoid excess rubbing to prevent discoloration and damage to the face of the material.

Do not saturate the surface.

Allow the textile to dry thoroughly and vacuum before using.

The information above is a guide to help in the maintenance of Geiger Textiles. Geiger can neither guarantee, nor take responsibility for specific results.

Under no circumstances shall Geiger be liable for any incidental, consequential, or other damage resulting from negligence, misuse, mishandling, or exposure of any chemicals used in connection with maintenance. Information relating to chemicals/cleaning solvents, environmental use, and human exposure should be reviewed with appropriate suppliers.

All label instructions on their use and precautions should be followed.