

# GEIGER

## TEXTILES

### Lona del Sol

DESIGNED BY BASSAMFELLOWS


APPLICATION	Seating, Geiger Tackboards
CONTENT	98% Sunbrella® Solution Dyed Acrylic, 2% Polyester
FINISH	PFOA-Free Stain Resistant
WIDTH	54"
REPEAT	None
ABRASION	100,000 Double Rubs, Wyzenbeek*
FLAMMABILITY	CA TB 117-2013
WEIGHT	13.2 Oz Per Linear Yard
ORIGIN	United States
ENVIRONMENTAL	SCS Indoor Advantage™ Gold Facts® Silver Certified FR Chemical Free OEKO-TEX® Certified Prop 65 Chemical Free REACH Compliant Solution-Dyed
MAINTENANCE	W/S – Clean with Water-Based Cleanser, or Mild, Dry Cleaning Solvent; Bleach Cleanable – Clean with 10:1 Water to Household Bleach
CUSTOM FINISHES	Acrylic Backing/PFOA-Free Stain Resistant Finish; Alta; Alta Food & Beverage; Alta Workplace; Nanotex; Nanotex with Impermeable Barrier
PRICE GROUP	5
NET PRICE	\$52 Per Yard

NOTE Bleach Cleanable, Indoor/Outdoor


\*Abrasion test results exceeding  
ACT Performance Guidelines are not  
an indicator of product lifespan.  
Multiple factors affect fabric durability  
and appearance retention.



1DK01 Blanca




1DK02 Silver




1DK03 Zinc



1DK04 Hemp




1DK05 Allspice




1DK06 Annatto




1DK07 Sumac



1DK08 Azul



1DK09 Armada



1DK10 Deep Teal



1DK11 Sage



1DK12 Carbon

## Maintenance Guideline - W/S, Bleach Cleanable

### MAINTENANCE CODE

W/S – Clean with Water-Based Cleanser, or Mild, Dry Cleaning Solvent

Bleach Cleanable – Clean with 10:1 Water to Household Bleach

### REGULAR MAINTENANCE

Vacuum regularly using the proper attachment to avoid pilling.

### GENERAL RECOMMENDATIONS

Treat stains promptly. The longer a stain remains on the textile, the more difficult it will be to remove. A professional furniture cleaning service is recommended.

Always pre-test any cleaning method in an inconspicuous area.

Several light applications of a cleaning agent are less harmful than a single concentrated application. Repeat stain treatment several times if necessary.

Never use heat to clean textiles. Heat can set stains.

Do not oversaturate the textile or let water pool in seams.

### STAIN TREATMENT

Soak up any excess moisture immediately.

For water-based stains, use a clean, soft, white cloth, a natural sponge, or a nylon soft-bristle brush with lukewarm, soapy water. Brush the stain with light, quick strokes. Avoid a scrubbing motion and work from the edge of the stain toward the center.

For oil-based stains, use a clean, soft, white cloth, a natural sponge, or a nylon, soft-bristle brush with a water-free dry cleaning solvent. Brush the stain with light, quick strokes. Avoid a scrubbing motion. Work from the edge of the stain toward the center.

For tougher oil-based stains, confirm the construction of your textile is bleach cleanable. If so, and additional stain treatment is needed, use a 10% solution of diluted household bleach. Thoroughly rinse with cool, clean water and completely remove all cleaning residue.

For insoluble stains (e.g. chewing gum, candle wax, etc.), use a plastic bag filled with ice to rub the stain until the substance becomes brittle. Use a clean, dull, flat knife to gently remove the substance. If the stain persists, blot the area with a clean, soft, white cloth or natural sponge and lukewarm soapy water.

If the stain persists, gently dab a pH-neutral cleanser, upholstery spot cleaner, or an equal mixture of water and enzyme detergent (e.g. laundry detergent) on the stain and let it sit for one minute.

Rinse stain treatment thoroughly with a natural sponge moistened slightly with cool, clean water and completely remove all cleaning solution residue as left over residue can attract soil over time.

Extra care should be taken when cleaning dark colors to avoid creating light marks that can be caused by color transfer.

Avoid excess rubbing to prevent discoloration and damage to the face of the material.

Do not saturate the surface.

Allow the textile to dry thoroughly and vacuum before using.

The information above is a guide to help in the maintenance of Geiger Textiles. Geiger can neither guarantee, nor take responsibility for specific results.

Under no circumstances shall Geiger be liable for any incidental, consequential, or other damage resulting from negligence, misuse, mishandling, or exposure of any chemicals used in connection with maintenance. Information relating to chemicals/cleaning solvents, environmental use, and human exposure should be reviewed with appropriate suppliers.

All label instructions on their use and precautions should be followed.