


GEIGER

TEXTILES


Lucio

APPLICATION	Seating
CONTENT	100% Polycarbonate Polyurethane
FINISH	Ink and Stain Resistant
BACKING	Rayon/Polyester
WIDTH	54"
REPEAT	None
ABRASION	500,000 Double Rubs, Wyzenbeek*
FLAMMABILITY	CA TB 117-2013
WEIGHT	19.9 Oz Per Linear Yard
ORIGIN	China
ENVIRONMENTAL	SCS Indoor Advantage™ Gold FR Chemical Free Heavy Metal Free Prop 65 Chemical Free REACH Compliant Healthier Hospitals Compliant Living Future Red List Compliant WELL Building Standard Compliant
MAINTENANCE	W – Clean with Water-Based Cleanser; Bleach Cleanable – Clean with 10:1 Water to Household Bleach
PRICE GROUP	5
NET PRICE	\$56 Per Yard
NOTE	Bleach Cleanable


*Abrasion test results exceeding
ACT Performance Guidelines are not
an indicator of product lifespan.
Multiple factors affect fabric durability
and appearance retention.




1GL01 Opal




1GL02 Nickel




1GL03 Zinc



1GL04 Bronze



1GL05 Onyx



1GL06 Aquatic

Maintenance Guideline - W, Bleach Cleanable

MAINTENANCE CODE

W – Clean with Water-Based Cleanser

Bleach Cleanable – Clean with 10:1 Water to Household Bleach

REGULAR MAINTENANCE

Vacuum regularly using the proper attachment to avoid pilling. For non-woven textiles, wipe regularly with damp, clean, soft, white cloth or natural sponge.

GENERAL RECOMMENDATIONS

Treat stains promptly. The longer a stain remains on the textile, the more difficult it will be to remove. A professional furniture cleaning service is recommended.

Always pre-test any cleaning method in an inconspicuous area.

Several light applications of a cleaning agent are less harmful than a single concentrated application. Repeat stain treatment several times if necessary.

Never use heat to clean textiles. Heat can set stains.

Do not use solvent-based cleaning agents such as lacquer thinners, nail polish remover, or pine oil. These agents may cause discoloration over time.

Do not oversaturate the textile or let water pool in seams.

STAIN TREATMENT

Soak up any excess moisture immediately.

For oil and water-based stains, use a clean, soft, white cloth, a natural sponge, or a nylon soft-bristle brush with lukewarm, soapy water. Brush the stain with light, quick strokes. Avoid a scrubbing motion and work from the edge of the stain toward the center.

The information above is a guide to help in the maintenance of Geiger Textiles. Geiger can neither guarantee, nor take responsibility for specific results.

For tougher oil-based stains, confirm the construction of your textile is bleach cleanable. If so, and additional stain treatment is needed, use a 10% solution of diluted household bleach. Thoroughly rinse with cool, clean water to remove any residue.

For ink stains on ink resistant non-woven textiles, a 91% solution of isopropyl alcohol may also be used. Thoroughly rinse with cool, clean water to remove any residue.

For solid stains (e.g. mud) allow the stain to dry thoroughly and gently break up any hardened areas. Use a nylon, soft bristle brush to remove all loose particles.

For insoluble stains (e.g. chewing gum, candle wax, etc.), use a plastic bag filled with ice to rub the stain until the substance becomes brittle. Use a clean, dull, flat knife to gently remove the substance. If the stain persists, blot the area with a clean, soft, white cloth or natural sponge and lukewarm soapy water.

For blood and bodily fluid stains, follow the oil-based stain treatment above. If the stain persists, gently dab a pH-neutral cleanser, upholstery spot cleaner, or an equal mixture of water and enzyme detergent (e.g. laundry detergent) on the stain and let it sit for one minute.

Rinse stain treatment thoroughly with a natural sponge moistened slightly with cool, clean water and completely remove all cleaning solution residue as left over residue can attract soil over time.

Extra care should be taken when cleaning dark colors of woven textiles to avoid creating light marks that can be caused by color transfer.

Avoid excess rubbing in order to prevent discoloration and damage to the face of the material. Do not saturate the surface.

For woven textiles, allow the textile to dry thoroughly and vacuum before using.

Under no circumstances shall Geiger be liable for any incidental, consequential, or other damage resulting from negligence, misuse, mishandling, or exposure of any chemicals used in connection with maintenance. Information relating to chemicals/cleaning solvents, environmental use, and human exposure should be reviewed with appropriate suppliers.

All label instructions on their use and precautions should be followed.