

GEIGER

TEXTILES

Piccolo


DESIGNED BY BASSAMFELLOWS

APPLICATION	Seating, Geiger Tackboards
CONTENT	39% Wool, 36% Nylon, 13% Rayon, 12% Post-Consumer Recycled Polyester
FINISH	PFOA-Free Stain Resistant
BACKING	Acrylic
WIDTH	54"
REPEAT	None
ABRASION	100,000 Cycles, Martindale*
FLAMMABILITY	CA TB 117-2013
WEIGHT	12.43 Oz Per Linear Yard
ORIGIN	United States
ENVIRONMENTAL	SCS Indoor Advantage™ Gold Contains Bio-Based Materials Contains Recycled Content FR Chemical Free Prop 65 Chemical Free
MAINTENANCE	S – Clean with Mild, Dry Cleaning Solvent
CUSTOM FINISHES	Alta; Alta Food & Beverage; Nanotex; Nanotex with Impermeable Barrier
PRICE GROUP	4
NET PRICE	\$50 per yard

*Abrasion test results exceeding
ACT Performance Guidelines are not
an indicator of product lifespan.
Multiple factors affect fabric durability
and appearance retention.




1AU01 Grey Blue




1AU02 City Night




1AU03 Trench




1AU04 Sangria



1AU05 Cerise



1AU06 Navy



1AU07 Lake



1AU08 Wine



1AU09 Charcoal



1AU10 Midnight
Blue

Maintenance Guideline - S

MAINTENANCE CODE

S – Clean with Mild, Dry Cleaning Solvent

REGULAR MAINTENANCE

Vacuum regularly using the proper attachment to avoid pilling.

GENERAL RECOMMENDATIONS

Treat stains promptly. The longer a stain remains on the textile, the more difficult it will be to remove. A professional furniture cleaning service is recommended.

Always pre-test any cleaning method in an inconspicuous area.

Several light applications of a cleaning agent are less harmful than a single concentrated application. Repeat stain treatment several times if necessary.

Never use heat to clean textiles. Heat can set stains.

Do not use agents containing bleach. These agents may cause discoloration over time.

Do not oversaturate the textile or let water pool in seams.

STAIN TREATMENT

Soak up any excess moisture immediately.

For oil and water-based stains, use a clean, soft, white cloth, a natural sponge, or a nylon, soft-bristle brush with a water-free dry cleaning solvent. Brush the stain with light, quick strokes. Avoid a scrubbing motion and work from the edge of the stain toward the center.

For insoluble stains (e.g. chewing gum, candle wax, etc.), use a plastic bag filled with ice to rub the stain until the substance becomes brittle. Use a clean, dull, flat knife to gently remove the substance.

Rinse stain treatment thoroughly with a natural sponge moistened slightly with cool, clean water and completely remove all cleaning solution residue as left over residue can attract soil over time.

Extra care should be taken when cleaning dark colors to avoid creating light marks that can be caused by color transfer.

Avoid excess rubbing to prevent discoloration and damage to the face of the material.

Do not saturate the surface.

Allow the textile to dry thoroughly and vacuum before using.

The information above is a guide to help in the maintenance of Geiger Textiles. Geiger can neither guarantee, nor take responsibility for specific results.

Under no circumstances shall Geiger be liable for any incidental, consequential, or other damage resulting from negligence, misuse, mishandling, or exposure of any chemicals used in connection with maintenance. Information relating to chemicals/cleaning solvents, environmental use, and human exposure should be reviewed with appropriate suppliers.

All label instructions on their use and precautions should be followed.