

# GEIGER

## TEXTILES

### Vionette

DESIGNED BY BASSAMFELLOWS

APPLICATION	Seating, Geiger Tackboards, Upholstered Walls
CONTENT	100% Polyester
WIDTH	55"
REPEAT	None
ABRASION	80,000 Double Rubs, Wyzenbeek*
FLAMMABILITY	CA TB 117-2013; ASTM E84 Unadhered, Class A
WEIGHT	22.3 Oz Per Linear Yard
ORIGIN	Italy
ENVIRONMENTAL	SCS Indoor Advantage™ Gold FR Chemical Free Prop 65 Chemical Free REACH Compliant Healthier Hospitals Compliant Living Future Red List Compliant WELL Building Standard Compliant
MAINTENANCE	S – Clean with Mild, Dry Cleaning Solvent
CUSTOM FINISHES	Acrylic Backing/PFOA-Free Stain Resistant Finish; Alta; Alta Food & Beverage; Alta Workplace; Nanotex; Nanotex with Impermeable Barrier; PFOA-Free Stain Resistant Finish
PRICE GROUP	5
NET PRICE	\$58 Per Yard

\*Abrasion test results exceeding  
ACT Performance Guidelines are not  
an indicator of product lifespan.  
Multiple factors affect fabric durability  
and appearance retention.



1GJ01 White  
Sand Mix




1GJ02 Desert Mix




1GJ03 Light Gray  
Mix




1GJ04 Pewter Mix



1GJ05 Cobalt Mix



1GJ06 Prussian  
Blue Mix




1GJ07 Chocolate  
Mix




1GJ08 Champagne




1GJ09 Morning Sky



1GJ10 Aquatic




1GJ11 Sapphire




1GJ12 Midnight  
Blue



1GJ13 Shadow




1GJ14 Java



1GJ15 Carbon



1GJ16 Black



1GJ17 Claret



1GJ18 Poppy

## Maintenance Guideline - S

### MAINTENANCE CODE

S – Clean with Mild, Dry Cleaning Solvent

### REGULAR MAINTENANCE

Vacuum regularly using the proper attachment to avoid pilling.

### GENERAL RECOMMENDATIONS

Treat stains promptly. The longer a stain remains on the textile, the more difficult it will be to remove. A professional furniture cleaning service is recommended.

Always pre-test any cleaning method in an inconspicuous area.

Several light applications of a cleaning agent are less harmful than a single concentrated application. Repeat stain treatment several times if necessary.

Never use heat to clean textiles. Heat can set stains.

Do not use agents containing bleach. These agents may cause discoloration over time.

Do not oversaturate the textile or let water pool in seams.

### STAIN TREATMENT

Soak up any excess moisture immediately.

For oil and water-based stains, use a clean, soft, white cloth, a natural sponge, or a nylon, soft-bristle brush with a water-free dry cleaning solvent. Brush the stain with light, quick strokes. Avoid a scrubbing motion and work from the edge of the stain toward the center.

For insoluble stains (e.g. chewing gum, candle wax, etc.), use a plastic bag filled with ice to rub the stain until the substance becomes brittle. Use a clean, dull, flat knife to gently remove the substance.

Rinse stain treatment thoroughly with a natural sponge moistened slightly with cool, clean water and completely remove all cleaning solution residue as left over residue can attract soil over time.

Extra care should be taken when cleaning dark colors to avoid creating light marks that can be caused by color transfer.

Avoid excess rubbing to prevent discoloration and damage to the face of the material.

Do not saturate the surface.

Allow the textile to dry thoroughly and vacuum before using.

The information above is a guide to help in the maintenance of Geiger Textiles. Geiger can neither guarantee, nor take responsibility for specific results.

Under no circumstances shall Geiger be liable for any incidental, consequential, or other damage resulting from negligence, misuse, mishandling, or exposure of any chemicals used in connection with maintenance. Information relating to chemicals/cleaning solvents, environmental use, and human exposure should be reviewed with appropriate suppliers.

All label instructions on their use and precautions should be followed.